

OUR GROWING WORLD

Printable resources

Overview introduction 2

Home learning 3



SONG

Sunflower seeds 4



SONG

Growing up! 5



IMAGES

Sunflowers in a vase 6

Sunflower heads 7

Growing sunflowers 8




TEMPLATES

Sunflower and ladybird noughts and crosses 9

How to look after a sunflower seed 11

Credits 12





OVERVIEW INTRODUCTION



Children love to grow things and a sunflower seed is often the first seed they plant.

Place a copy of Van Gogh's wonderful sunflower painting in a frame and display it on an easel (or use this similar image, see page 6). Ask children if they think the artist liked sunflowers. Do they think he grew the ones he painted?

Talk about being an artist and collect children's ideas of what an artist does. Some children may think artists only use paint, so talk about artists who work with different materials, e.g. sculptors, photographers, weavers, film-makers, etc. If you know an artist, perhaps someone who works in a different medium, e.g. a sculptor or cartoonist, invite them to come to your setting and work with the children.

Books


- Oliver's vegetables by Vivian French
- Supertato by Sue Hendra
- Monsters don't eat broccoli by Barbara Jean Hicks

Well-known songs and chants

- Five fat peas
- Mary, Mary quite contrary

Vocabulary

Plant, grow, soil, sun, water, seed, bulb, vegetables, fruit, flower, petals, root, stem, pod, sunflower, nurture, compost, pollen.





HOME LEARNING



Find a suitable place in your home or garden to record how quickly you grow – the side of a door is a good place.

Mark your height using coloured tape and don't forget to write the date.

Measure yourself at regular intervals because it is interesting to look back and see your 'growing journey' over time.



SONG

Sunflower seeds

Melody: *If you're happy and you know it*

Melody traditional;
words Sue Nicholls

I can hold a ti - ny seed in my hand, [clap clap] I can hold a ti - ny seed in my hand, [clap clap] I can hold a ti - ny seed and I won - der what it needs! I can hold a ti - ny seed in my hand. [clap clap]

(Count-in: one, two, off we go...)

I can hold a tiny seed in my hand, [clap, clap]
I can hold a tiny seed in my hand, [clap, clap]
I can hold a tiny seed and I wonder what it needs!
I can hold a tiny seed in my hand. [clap, clap]

I can plant a tiny seed in the earth, [clap, clap]
I can plant a tiny seed in the earth, [clap, clap]
I can plant a tiny seed and I know just what it needs!
I can plant a tiny seed in the earth. [clap, clap]

I can see a tiny shoot start to grow, [clap, clap]
I can see a tiny shoot start to grow, [clap, clap]
I can see a tiny shoot and I know there'll be a root!
I can see a tiny shoot start to grow. [clap, clap]

I can see a yellow flower in the air, [clap, clap]
I can see a yellow flower in the air, [clap, clap]
I can see a yellow flower, and it's taller than a tower!
I can see a yellow flower in the air. [clap, clap]

I can hold a hundred seeds in my hand, [clap, clap]
I can hold a hundred seeds in my hand, [clap, clap]
I can hold a hundred seeds, they're what every gardener needs!
I can hold a hundred seeds in my hand. [clap, clap]



SONG

Growing up!

Sue Nicholls

C **LEADER:** **Am** **F** **ECHO:** **Em** **F** **LEADER:** **G** **Dm⁷** **ECHO:** **G⁷**

I'm grow-ing tall. I'm grow-ing tall. Tall as can be. Tall as can be.

C **LEADER:** **Am** **F** **ECHO:** **Em** **F** **LEADER:** **G** **Dm⁷** **ECHO:** **G⁷**

Tall as a house! Tall as a house! Tall as a tree! Tall as a tree!

F **LEADER:** **G** **F** **ECHO:** **Em** **F** **LEADER:** **C** **Dm⁷** **ECHO:** **G⁷**

When will I stop When will I stop Grow-ing so high? Grow-ing so high?

C **LEADER:** **Am** **F** **ECHO:** **Em** **G** **LEADER:** **Am** **G⁷** **ECHO:** **C**

If I don't stop, If I don't stop, I'll touch the sky! I'll touch the sky!

Leader

I'm growing tall.
Tall as can be.
Tall as a house!
Tall as a tree!
When will I stop
Growing so high?
If I don't stop,
I'll touch the sky!

Echo

I'm growing tall.
Tall as can be.
Tall as a house!
Tall as a tree!
When will I stop
Growing so high?
If I don't stop,
I'll touch the sky!



IMAGES

Sunflowers in a vase





IMAGES

Sunflower heads





IMAGES

Growing sunflowers



Take a sunflower seed.



Fill a pot with compost.



Place the seed in the pot.



Water the pot to help the seed grow.



Once the sunflower has grown...




Plant in a sunny spot and continue to water.



TEMPLATES


Sunflower and ladybird noughts and crosses





TEMPLATES







Sunflower and ladybird noughts and crosses





TEMPLATES

How to look after a sunflower seed

| Steps | | Instructions |
|-------|---|--------------|
| 1 |  | |
| 2 |  | |
| 3 |  | |
| 4 |  | |
| 5 |  | |
| 6 |  | |



Credits

Songs

Sunflower seeds: melody traditional; words by Sue Nicholls

© 2021 HarperCollinsPublishers Ltd

Growing up! by Sue Nicholls © 2021 HarperCollinsPublishers Ltd

Images

Sunflowers in a vase: Vovalis/Shutterstock

Home learning: Bonita R. Cheshier/Shutterstock

Sunflower head: Chatchawal Kittirojana/Shutterstock

Growing sunflowers: 1. Lotus Images/Shutterstock; 2. Artur Szczybylo/Shutterstock; 3. DenisProduction.com/Shutterstock; 4. Bogdan Wankowicz/Shutterstock; 5. HGalina/Shutterstock; 6. Kalinin Ilya/Shutterstock

Ladybird and sunflower noughts and crosses: Roi and Roi/Shutterstock; Spreadthesign/Shutterstock