









BEYOND THE STARS

Printable resources

	Overview introduction	2
	Home learning	3
	STORY	
	Zigi bounces to Mars	4
	SONG	
	Space hopper take me to Mars	5
	SONG	
	Rocket ride	6
	IMAGES	
	Beyond the stars image	7
	Space rocket	8
	Earth and space	9
	TEMPLATES	
	Paper aeroplane	10
	Rocket list	11
	Moon sand recipe	12
	Credits	13





OVERVIEW INTRODUCTION



Space is a really exciting concept for children. If at all possible, introduce it to coincide with a current space mission – you could then show the children a ‘news item’ either from a newspaper or TV.

Print off and display this image (see page 7), show it on a whiteboard, or project other images of the moon, stars and planets for children to see. Use the images to stimulate discussion. Talk with children about day and night and encourage parents to go out with their child in the evening to look at the moon and stars in the night sky. Talk about space and how astronauts travelled to the moon in a space rocket. Introduce some of the names of the planets, particularly Mars, and talk about the characteristics of the moon.

Books


- *Whatever next!* by Jill Murphy
- *Goodnight spaceman* by Michelle Robinson
- *My first book of planets* by Bruce Betts
- *My pet star* by Corrinne Averiss
- *Astro girl* by Ken Wilson-Max

Well-known songs and chants

- *Five little men in a flying saucer*
- *Twinkle, twinkle, little star*
- *Zoom, zoom, we’re going to the moon*

Vocabulary

Moon, Mars, planets, sun, day, night, stars, space, rocket, alien, galaxy, Saturn, Pluto, orbit, Earth, Jupiter, astronaut, Neptune, Venus, Mercury, Uranus, black hole.



HOME LEARNING



Find different items in your home and create your own universe. You could make up names for your planets and stars and create your own galaxy!



STORY

Zigi bounces to Mars

Zigi was up very, very early and when he opened his curtains, he could see a few twinkly stars shining in the sky. He'd woken up because he was planning a trip to Mars. He'd heard that Mars was called the 'red planet', so he pulled out his new red T-shirt and put on his favourite red trainers. Zigi decided he would make the journey on his space hopper, which was red, too. The space hopper had belonged to his two older brothers and some of the bounce had disappeared, but it was Zigi's absolute favourite toy.

He took three chocolate chip cookies for his breakfast and went out into the garden. It was dark and looked quite different in the moonlight. Zigi did some bouncing practice – he knew he'd need a really good bounce to launch himself into the sky. After a few goes, he made a huge effort and felt himself leaving the ground.

He bounced over the treetops, over the rooftops and past the church spire, up and up and up. He thought he ought to eat one of his biscuits in case it was a long journey, so he let go of one handle very carefully and munched one chocolate chip cookie. Zigi could no longer see any buildings below him. The stars seemed to get brighter and it got colder... he chewed another cookie.

Suddenly he found himself bouncing on the ground again, but it wasn't his garden; it was a big empty place and really dusty. "I think I'm on Mars!" said Zigi, and he got off the space hopper to explore. He looked round but there was nothing to see but rocks. He was just going to eat his third cookie when he saw another space hopper bouncing towards him, and another and another and another: they were bright green and made funny squeaking noises, but no one was riding them! Zigi got on his hopper again and they all raced round together, bouncing over the rocks, setting up dust clouds and having a really good time.

After a while, Zigi felt quite dizzy and hungry too. He stopped and his new friends stopped as well, and then they waved their hopper handles and bounced away. "That was fun," said Zigi, "but I don't think three biscuits is enough breakfast for someone who's nearly five... I think I'll go back home for some proper food!" He made one huge bounce and left the ground. Zigi spun round and round and twirled about in the sky, and then landed by his own back door. He could smell toast and beans and fried tomatoes and went inside.

"Hello," said Mum, "you are extremely dusty... have you been rolling in the flower beds?" "No," said Zigi, "I've been space-hopping on Mars with my new green friends!" "Oh," said Mum, "did they give you breakfast?" "No," said Zigi, "I thought I'd come back when my cookies ran out!" "Good plan," said Mum, "but go and wash your dusty face while I find something for a hungry space traveller – are your friends having breakfast with us today?" "Not today," said Zigi, "I'm going to eat it all myself... space-hopping makes you very hungry!"

Sue Nicholls

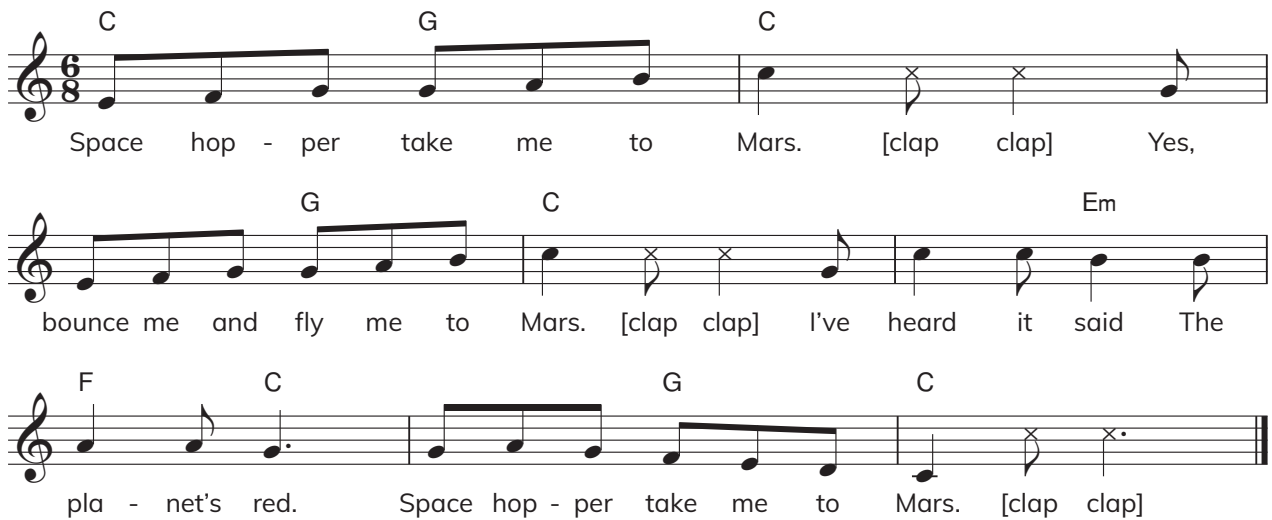


SONG

Space hopper take me to Mars

Melody: *Hickory dickory dock*

Melody traditional;
words Sue Nicholls



C G C

Space hop - per take me to Mars. [clap clap] Yes,

G C Em

bounce me and fly me to Mars. [clap clap] I've heard it said The

F C G C

pla - net's red. Space hop - per take me to Mars. [clap clap]

(Count-in: one and two and off we go...)


Space hopper take me to Mars. [clap clap]
 Yes, bounce me and fly me to Mars. [clap clap]
 I've heard it said
 The planet's red.
 Space hopper take me to Mars. [clap clap]

Space hopper take me back home. [clap clap]
 Yes, bounce me and fly me back home. [clap clap]
 Now Mars is fine
 But it's breakfast time!
 Space hopper take me back home. [clap clap]

SONG

Rocket ride

Sue Nicholls



Whoosh!____ We're rid - ing in a rock - et. Whoosh!____ We're
 zoom - ing in - to space. Whoosh!____ We're fast - er than a jet plane.
 Look down! Look a - round and see the stars!

Whoosh! We're riding in a rocket.
 Whoosh! We're zooming into space.
 Whoosh! We're faster than a jet plane.
 Look down! Look around and see the stars!



IMAGES

Beyond the stars image





IMAGES

Space rocket





IMAGES

Earth and space


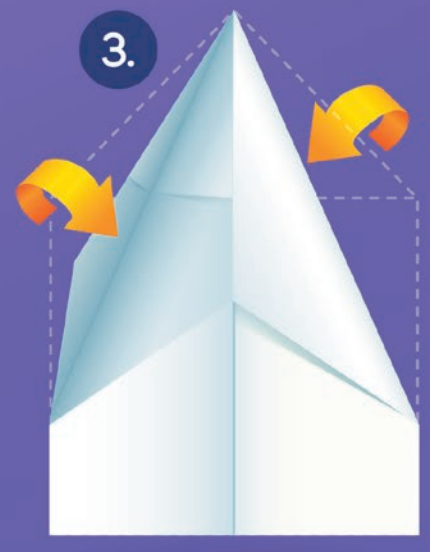


Earth



Space




TEMPLATES Paper aeroplane



TEMPLATES

Rocket list



I will take with me:



TEMPLATES

Moon sand recipe

Ingredients

- 4 cups of play sand
- 2 cups of cornflour
- 3/4 cup of water
- 2 tbsp coloured powder paint
- a huge sprinkling of eco-glitter

Method

1. Mix the sand and cornflour in a large bowl until combined.
2. Tip the water in gradually, mixing it in as you go. By the end it should be well-combined with a consistency like a crumbly pastry mix.
3. Form it into a ball. If it does not hold together, then add a tiny bit more water. It should not be wet, but should feel slightly damp.
4. Stir through the powder paint using a colour of your choice and add the eco-glitter. You will need to use your fingers to thoroughly mix in the powder paint and eco-glitter.

You could try replacing the water with baby oil for a different texture.



Credits

Story

Zigi bounces to Mars by Sue Nicholls © 2021 HarperCollinsPublishers Ltd

Songs

Space hopper take me to Mars: melody traditional; words by Sue Nicholls
© 2021 HarperCollinsPublishers Ltd

Rocket ride by Sue Nicholls © 2021 HarperCollinsPublishers Ltd

Images

Beyond the stars image: lem/Shutterstock

Space rocket: Dima Zel/Shutterstock

Earth and space images: Earth – Philip Steury Photography/Shutterstock;
Space – Zakharchuk/Shutterstock

Paper aeroplane: Atmosphere1/Shutterstock

Rocket list: versuche zu beten/Shutterstock