

Red Apples Class Parental Information Page 2024-2025



Dear Parents,

Welcome to the Red Apples Class. We would like to inform you of some useful information about our class.

Staffing:

The Class Teacher: Mrs Hargrave-Nanton

Higher Level Teaching Assistant: Mrs Stothard

Teaching Assistant: Miss Teggart

Teaching Assistant: Mrs Hughes

Midday Supervisor: Miss Maria

Reading At Home:

Your child will shortly be learning to read at school. We follow the Read Write Inc. Phonics, a very popular and successful literacy programme. Initially your child will receive their red reading homework every Friday, however as your child progresses with their reading this day may change but you will be notified of this in advance. This will commence 16th September.

Your child's homework will potentially contain 3 items:

1. A book bag book which is closely matched to the level they are working at in class.
2. A library book.
3. A possible sound/word pack as and when required.

Please ensure your child's reading folder is returned to school every Thursday so staff can change the books ready to be sent out on Friday.

Please note a signature is required before we send out a new book otherwise we will assume that the book hasn't been read.

In Reception we would encourage you to read with your child for around 5 - 10 minutes each night, even a couple of pages each day will be useful in building your child's confidence and fluency. If your child has a book without words, encourage them to tell the story through looking at the pictures. Please ask your child questions about what they have read as reading for understanding is also important. E.g. 'What did Ben have to buy from the shop?', or, 'What do you think will happen next?'



We also suggest that books are re-read so that your child tackles any unfamiliar words with increased confidence the second time around. Please remind your child to use their pure sounds and encourage them to 'Fred talk' words as and when they are able e.g. s-t-o-p 'stop'.

Please encourage your child to say the sound, not the letter name. This should only take a minute, the children find this enjoyable and you will be able to see if there are any particular letters that they struggle to recognise and may need extra help with.

Your child's reading knowledge will be formally assessed every six/seven weeks. As the children learn, some children may be placed into a new group, or they may stay in the same group. If your child is in a different phonics group, it may be led by a different member of staff from what they are used to. This is due to the setup of phonics in the morning where all children in EYFS & KS1 complete phonics lessons at the same time. If your child does change groups please be assured that your child will be introduced to the member of staff before the group changes & shown which room they will be in to alleviate any issues.

Phonics Teaching Staff: Mrs Hargrave-Nanton, Mrs Stothard, Mrs Hughes, Miss Teggart, Miss Lilley, Miss Jones, Mrs Francis, Mrs Smith, Mrs Rutherford, Mrs Paterson & Mrs Pallister - KS1, Reading and Phonics Leader.

Writing Homework:

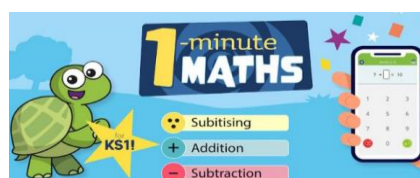
From 16th September, your child will have writing homework during the week. The writing sheet will consolidate a letter formation of a sound taught in the class that day. Your child will also receive a Read Write Inc. letter formation poster, which details how each sound is formed and the little rhyme the children say when forming the sound. This letter formation poster should be used each time your child completes their homework, again it just consolidates work completed in class. This work is placed in the blue folder, **when your child has completed their work please upload it onto your child's portfolio page on Class Dojo's. Please keep the original work at home.**

Lending Library:

Red Apples class also have the opportunity to borrow a book from our class Lending Library, which will now be placed outside the Red Apples gate in the afternoon. Just return your book to swap it for a new one.

Maths Homework:

In school we follow the White Rose Maths Scheme. We would like to recommend downloading the following App as a perfect way to support your child in early maths.



P.E Days:

Red Apples PE Day is a Wednesday. In Red Apples we ask that every Wednesday the children come to school dressed in their P.E. kit. This means that children can wear trainers/plimsolls to school, a P.E top and shorts or navy jogging bottoms and their school cardigan/jumper. Please can all items, particularly jumpers be clearly labelled. Please can we ask that the children do not wear trainers with laces. **We strongly recommend plimsolls or Velcro trainers to prevent trips and falls.**

Safety Notice:

Children with earrings must have them removed on P.E days (or covered in medical tape.) **Earing studs can be worn on non P.E days, but no other jewellery should be worn.**

Clothing:

Please ensure your child's cloths are labelled, even when they are wearing their own cloths on a non-uniform day.



Water Bottles:

The children are provide with their own water bottle at school and have access to this throughout the day. Thus, there is now no need to send your child in with further drinks bottles. Water is also provided at lunch times on the dining tables.

Morning and afternoon collection routines:

In the morning please can we ask that you wait with your child outside the Red Apples gate. Please may we respectfully remind you that your child should not be playing with any of the equipment outside the Red Apples & Green Apples classrooms as these will be set up for the days learning. The gate will be open from 8:35am - 8:45am for your little one to enter the classroom. If your little one is struggling a teacher/TA will assist you. If you have organised for someone else to collect your child which is different to your usual home time arrangements, please either contact the office or send me a DoJo message to confirm these arrangements.

Collect at the end of the day is at 3:15pm outside the Red Apples gate.

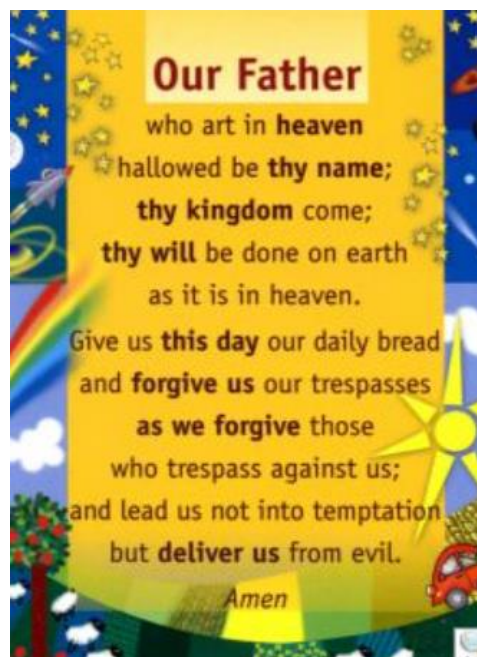
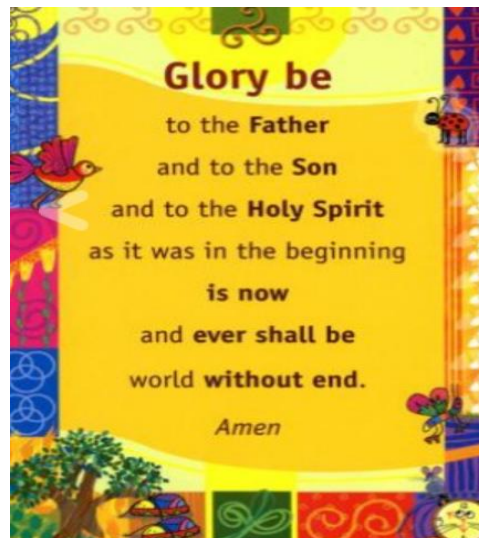
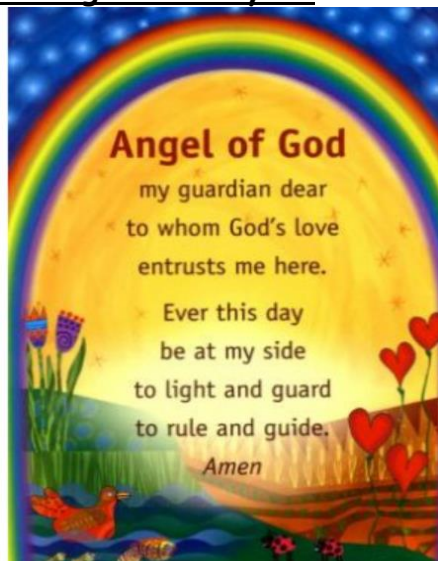
Thank you so much for your support in getting the children "reception ready". I just know the children are going to have a fantastic year of learning.

If you do have any problems or concerns please do not hesitate to contact me, by Dojo message, or just speak to me at drop off or pick up. Once again thank you for your continued support.

Mrs Hargrave-Nanton
(EYFS & Geography Leader)



Prayers: Listed below are prayers that your child needs to become familiar with throughout the year



Lunch Time Prayer



End of the day Prayer:

At the end of the day, we always say, thank you God for my work and play, I try to be good for I know that I should, that's my prayer at the end of the day, Amen

Information about preparation for early writing & having a perfect pencil grip:

Stages of Pencil Grip

Ages 1-2



Fisted Grasp or Palmar
Supinate Grasp

Ages 2-3

Digital Pronate Grasp



Ages 4-6



Static Tripod Grasp or
Static Quadrupod Grasp

Ages 3-4



Four-Finger Grasp

Ages 6-7



Dynamic Tripod Grasp

How to Hold a Pencil

Try one of the suggestions to remind children how to hold their pencil.

Crab Claw

Pinch thumb and finger together to create the claw. Tuck the body (the other three fingers) underneath.



OK Sign

Make an OK sign with your hand. Hold the pencil between the fingers. Tuck the other fingers underneath. Rest your pencil on the pillow of your hand.



Family Car

Mum and Dad sit in the front of the car, and three kids in the back. Mum and Dad (thumb and finger) hold the pencil, and the kids (three fingers) tuck behind in the back of the car.



Sitting

- Are your feet flat on the floor?
- Is your chair tucked in?
- Are you comfortable?



Pencil

- Is it sharp?
- Nip, flip, grip!

right



nip



flip



grip

left



nip



flip



grip

Paper

- Is the paper supported by your non-writing hand?
- Is the paper sloped towards your writing hand?

If you write with your **right** hand.



If you write with your **left** hand.

